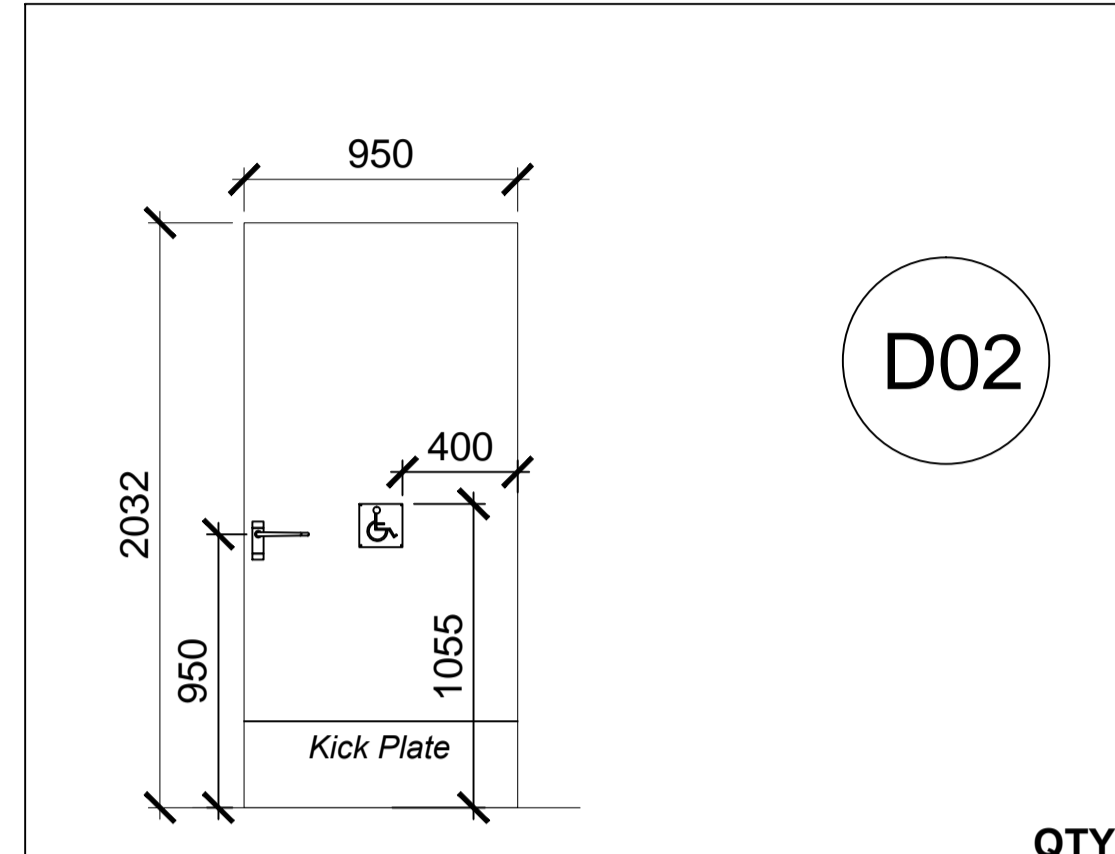


D01

D01 - ABLUTION LOBBY DOOR		QTY
Size	2032mm x 950mm x 40mm	-
Frame	Standard steel door frame double rebated	
Construction	Semi Solid	
Finish	Painted - Universal undercoat & Plascon Velvago Colour: White	
Side Light	n.a.	

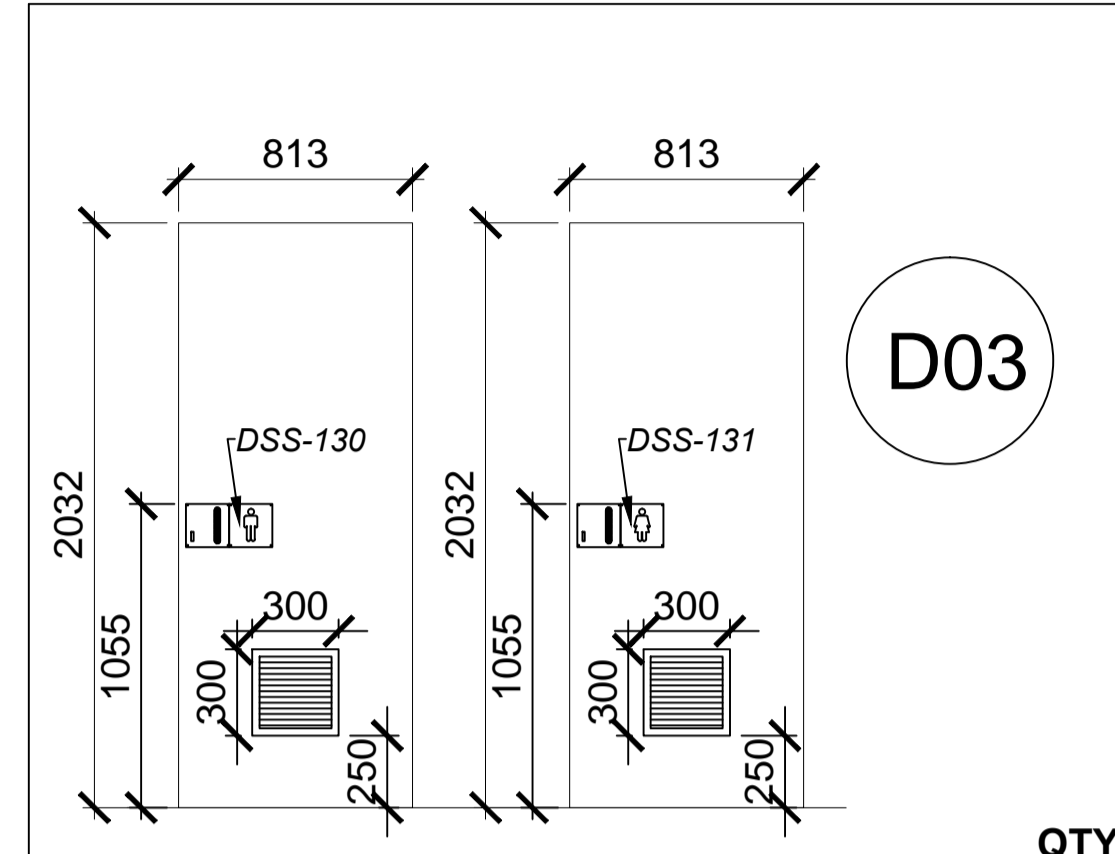
Ironmongery per door leaf:		
Code	Description	QTY
880/66	PULL HANDLE ON 150x150mm BACK PLATE WITH KEYHOLE PIERCING - STAINLESS STEEL	-
DO33D	MULTIPLE LEVER DEADLOCK - STAINLESS STEEL - @ 950mm A.F.F.L.	-
TS73VN	OVERHEAD DOOR CLOSER WITH DELAYED CLOSING - SILVER	-
DDS-132	150x150mm MALE AND FEMALE SIGN - STAINLESS STEEL	-
DDS-133	150x150mm PARAPLEGIC SIGN - STAINLESS STEEL	-
DDS-NP-018	FLOOR FIXED DOOR STOP - NICKEL PLATED	-
HO90	100x44mm NATURAL ANODISED SINKLESS HINGE - CENTRE NUCKLE - @ 300mm A.F.F.L.	-
HO90/200	200x44mm NATURAL ANODISED SINKLESS HINGE - CENTRE NUCKLE - @ 1832mm A.F.F.L.	-
M/F SCREWS	MALE/FEMALE PATENT FIXING SCREWS	-
KICK PLATE	950x300x1.2mm KICK PLATES - STAINLESS STEEL	-



D02

D02 - PARAPLEGIC WC DOOR		QTY
Size	2032mm x 950mm x 40mm	02
Frame	Standard steel door frame double rebated	
Construction	Semi Solid	
Finish	Painted - Universal undercoat & Plascon Velvago Sheepish Y5-C2-3	
Side Light	n.a.	

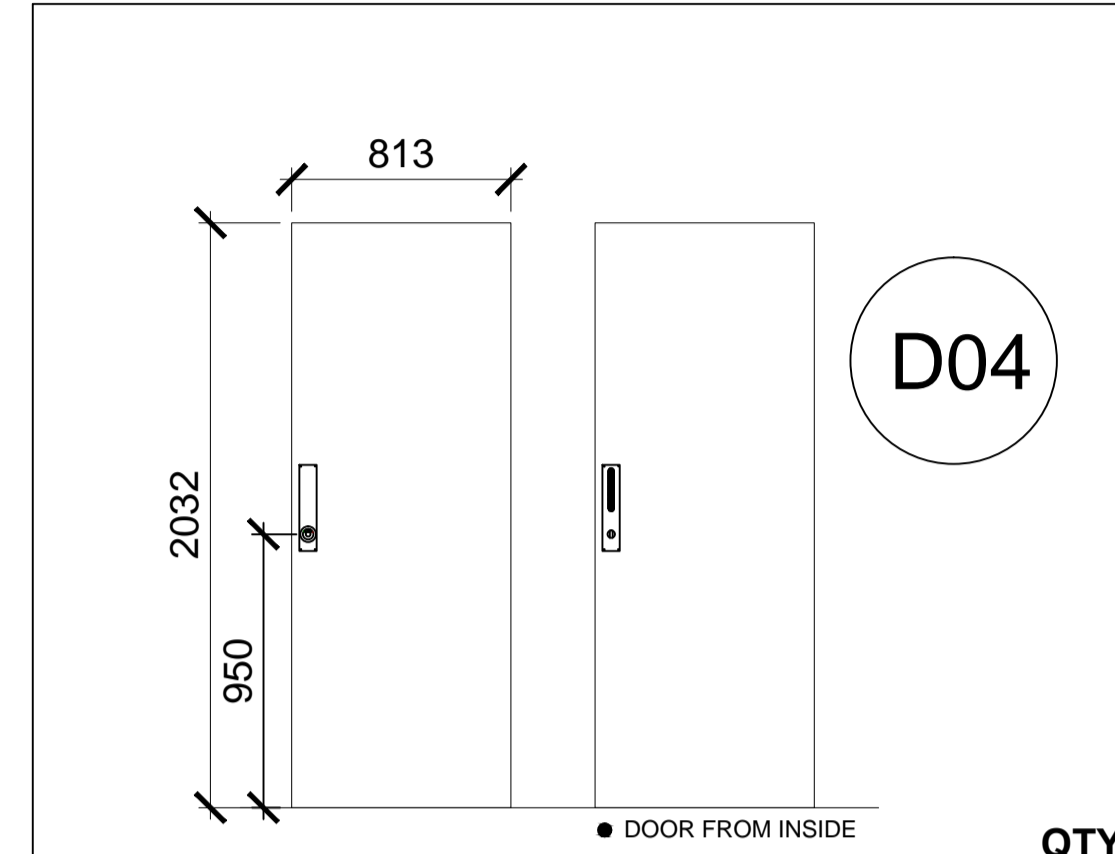
Ironmongery per door leaf:		
Code	Description	QTY
37651	HELPING HAND FACILITY WC INDICATOR BOLT - NATURAL ANODISED ALUMINIUM - @ 950mm A.F.F.L.	-
DSS-133	150x150mm PARAPLEGIC SIGN - STAINLESS STEEL	-
DDS-NP-018	FLOOR FIXED DOOR STOP - NICKEL PLATED	-
KICK PLATE	950x300x1.2mm KICK PLATES - STAINLESS STEEL	-
BM24	TWICE BENT GRAB RAIL - STAINLESS STEEL	-
BM9/800LL	CISTERN RAIL - STAINLESS STEEL	-
BM9/800SL	FLUSH MASTER GRAB RAIL - STAINLESS STEEL	-



D03

D03 - MALE OR FEMALE ENTRANCE DOOR		QTY
Size	2032mm x 813mm x 40mm	04
Frame	Standard steel door frame double rebated	
Construction	Solid Core	
Finish	Painted - Universal undercoat & Plascon Velvago Colour: White	
Side Light	n.a.	

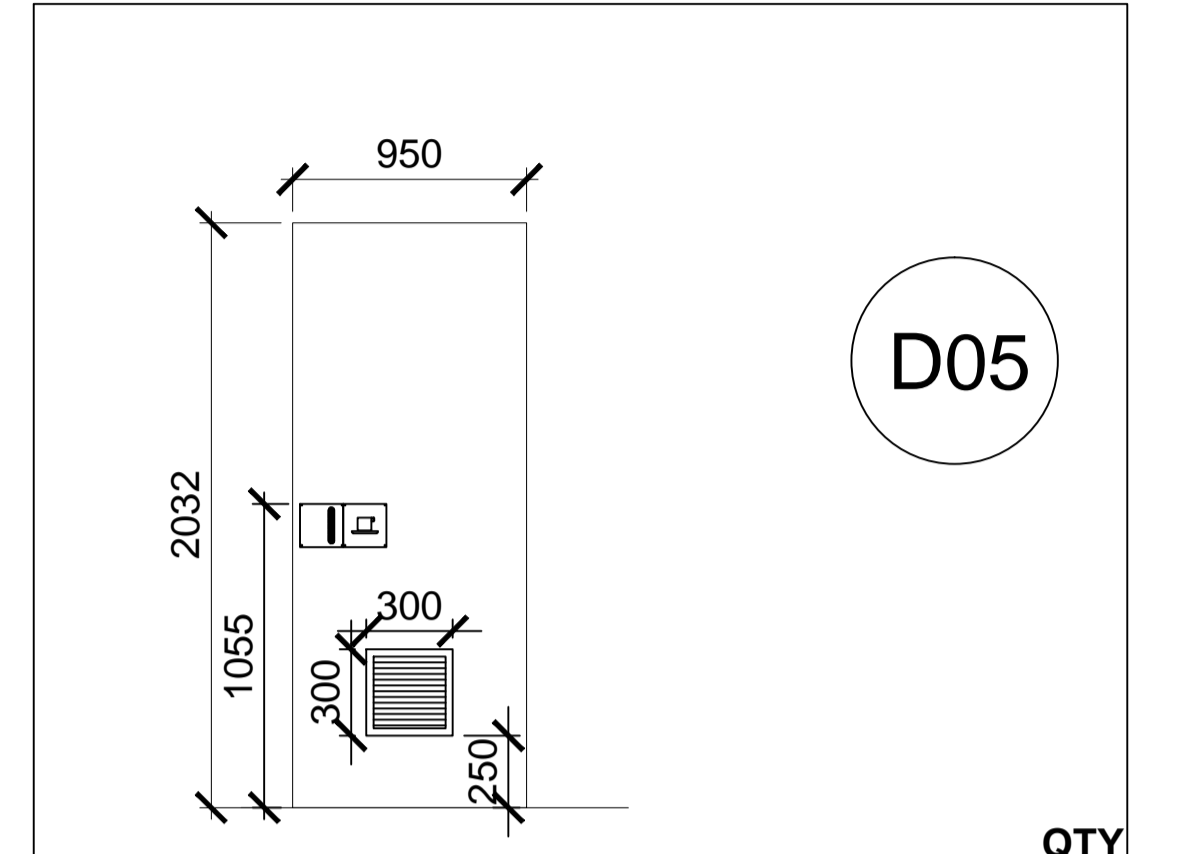
Ironmongery per door leaf:		
Code	Description	QTY
883/66	PULL HANDLE ON 150x150mm BACKPLATE - STAINLESS STEEL	-
730/66	PUSH PLATE 150x150mm WITH KEYHOLE PIERCING - STAINLESS STEEL	-
DO33D	MULTIPLE LEVER DEADLOCK - STAINLESS STEEL @ 950mm A.F.F.L.	-
TS71/3-4	OVERHEAD DOOR CLOSER WITH REGULAR ARM - SILVER	-
DDS-130 / DSS-131	150x150mm MALE OR FEMALE SIGN - STAINLESS STEEL	-
DDS-NP-018	FLOOR FIXED DOOR STOP - NICKEL PLATED	-
M/F SCREWS	MALE/FEMALE PATENT FIXING SCREWS	-
DOOR GRILLE	300x300mm NATURAL ANODISED DOOR GRILLE	-



D04

D04 - TOILET CUBICLE DOOR		QTY
Size	2032mm x 813mm x 40mm	04
Frame	Standard steel door frame double rebated	
Construction	Hollow Core	
Finish	Painted - Universal undercoat & Plascon Velvago Colour: White	
Side Light	n.a.	

Ironmongery per door leaf:		
Code	Description	QTY
885/300/60	150x19mm PULL HANDLE ON 300x60mm BACKPLATE (TO ACCEPT THUMB TURN OF DWC-005) - STAINLESS STEEL	-
DWC-005	BATHROOM/WC INDICATOR SET - STAINLESS STEEL	-
DO32D	BATHROOM/WC DEADLOCK - STAINLESS STEEL	-
DDH-SS-020	WALL MOUNTED DOOR STOP - STAINLESS STEEL	-



D05

D05 - TEA KITCHEN		QTY
Size	2032mm x 950mm x 40mm	02
Frame	Standard steel door frame double rebated	
Construction	Semi Solid	
Finish	Painted - Universal undercoat & Plascon Velvago Colour: White	
Side Light	n.a.	

Ironmongery per door leaf:		
Code	Description	QTY
883/66	PULL HANDLE ON 150x150mm BACKPLATE - STAINLESS STEEL	-
730/66	PUSH PLATE 150x150mm WITH KEYHOLE PIERCING - STAINLESS STEEL	-
DO33D	MULTIPLE LEVER DEADLOCK - STAINLESS STEEL - @ 950mm A.F.F.L.	-
TS71/HO	OVERHEAD DOORCLOSER WITH HOLD OPEN ARM - SILVER	-
DDS-NP-018	FLOOR FIXED DOOR STOP - NICKEL PLATED	-
HO90	100x44mm NATURAL ANODISED SINKLESS HINGE - CENTRE NUCKLE - @ 300mm A.F.F.L.	-
HO90/200	200x44mm NATURAL ANODISED SINKLESS HINGE - CENTRE NUCKLE - @ 1832mm A.F.F.L.	-
DSS-136	150x150mm TEACUP SIGN - STAINLESS STEEL	-
DOOR GRILLE	300x300mm NATURAL ANODIZED ALU DOOR GRILL	-

● NOTE: DOOR TO OPEN INWARDS - PUSH PLATE TO BE ON OUTSIDE

REV. NO.	DESCRIPTION TO REVISION	REV. BY	DATE
AA	ISSUED FOR INFORMATION	MLAMULA	24-11-2017

CUSTOMER: UNISA - UNIVERSITY_ESTATES		PROJECT PORTION: TYPICAL_ABLUTION_DOOR_SCHEDULE	
PROJECT NAME: TYPICAL_ABLUTIONS_DOOR_SCHEDULE		UNISA university of south africa	
CHECKED PROPOSAL	APPROVED PROPOSAL	CLIENT APPROVED	ENGINEER APPROVED
DRAWN BY: M.LAMULA	SCALE N.T.S	AT REFERENCE TO: ABLUTIONS-11-2017	DRG No. DRW_02
			REV. REV-AA